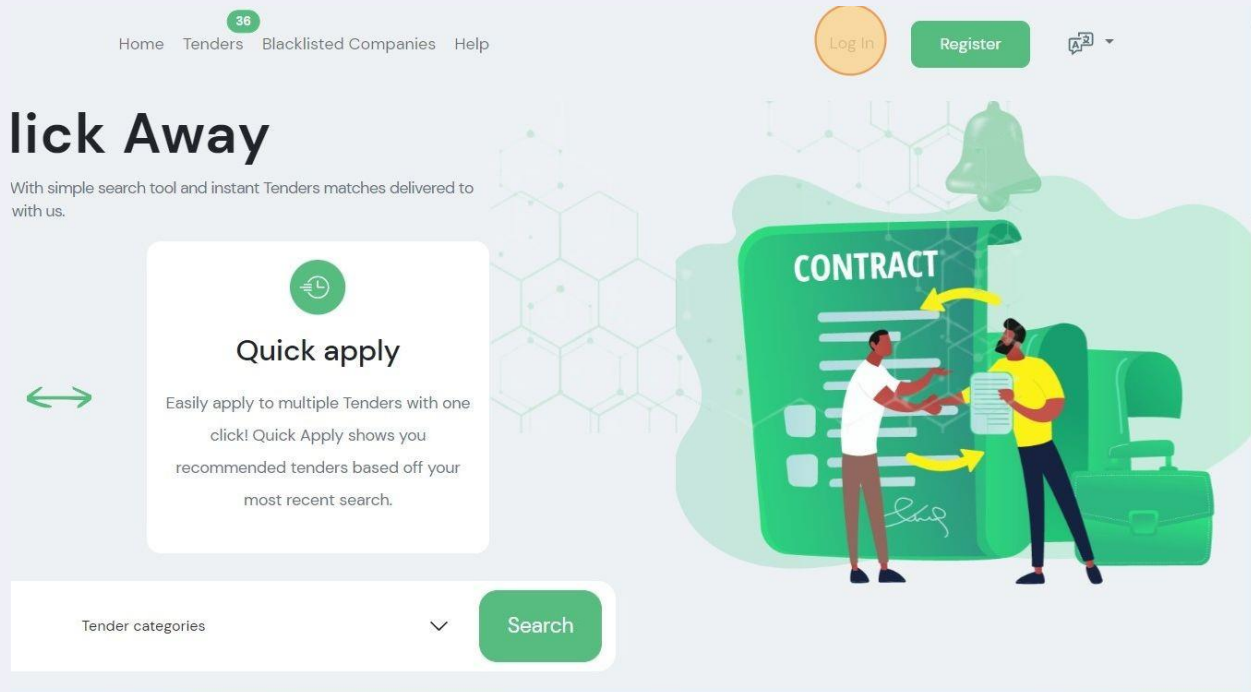


# e-bid forgot password

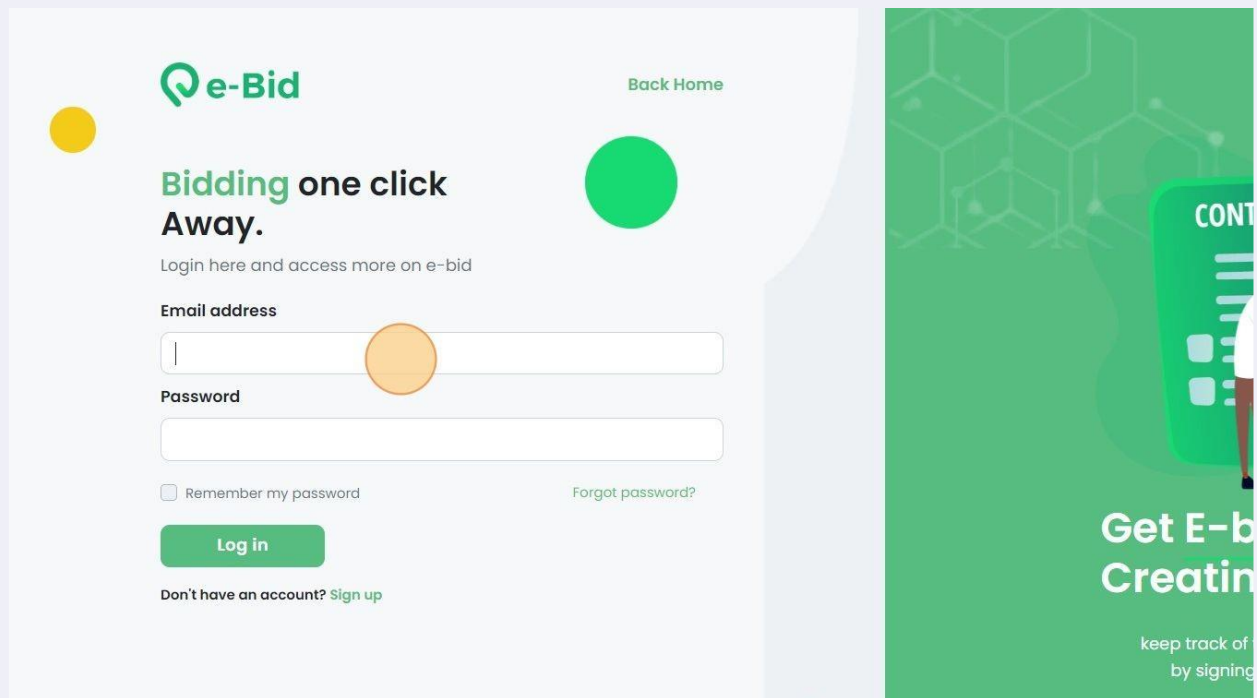
Forgot password

1 Navigate to <https://bid.rw/>

2 Click "Log In"



- 3 Click the "Email address" field, Fill in your email address



The screenshot shows the e-Bid login interface. At the top left is the e-Bid logo. To its right is a "Back Home" link. Below the logo is the heading "Bidding one click Away." followed by the subtext "Login here and access more on e-bid". The "Email address" field is highlighted with an orange circle. Below it is the "Password" field. There is a "Remember my password" checkbox and a "Forgot password?" link. A green "Log in" button is at the bottom of the form, with a "Sign up" link below it. On the right side of the page is a green sidebar with a graphic of a person at a computer and the text "Get E-bid Creating" and "keep track of by signing".

e-Bid

Back Home

**Bidding one click Away.**

Login here and access more on e-bid

Email address

Password

☐ Remember my password [Forgot password?](#)

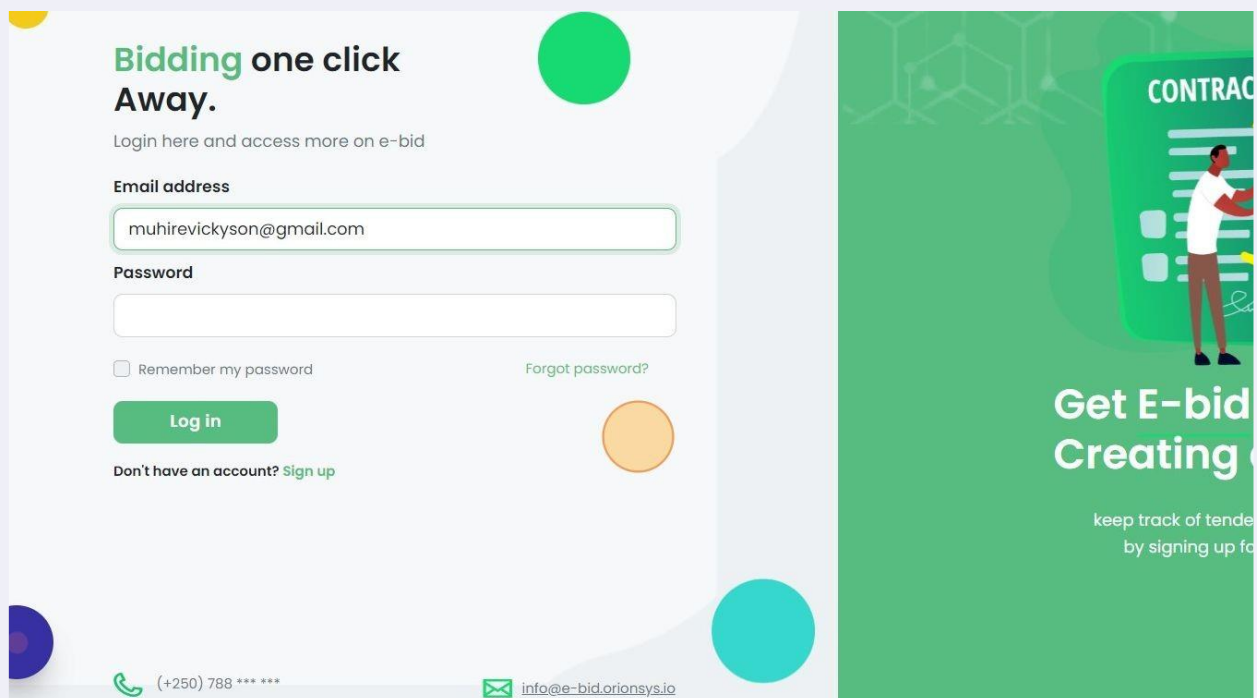
[Log in](#)

Don't have an account? [Sign up](#)

Get E-bid Creating

keep track of by signing

- 4 In case the password is forgotten



The screenshot shows the e-Bid login interface. The "Email address" field now contains the text "muhirevickyson@gmail.com". The "Forgot password?" link is highlighted with an orange circle. The "Log in" button and "Sign up" link are still present. The sidebar on the right is the same as in the previous screenshot, but the text "Get E-bid Creating" is partially cut off. At the bottom of the page, there is a phone icon with the number "(+250) 788 \*\*\* \*\*" and an email icon with the address "info@e-bid.orionsys.io".

Bidding one click Away.

Login here and access more on e-bid

Email address

muhirevickyson@gmail.com

Password

☐ Remember my password [Forgot password?](#)

[Log in](#)

Don't have an account? [Sign up](#)

Get E-bid Creating

keep track of tender by signing up for

(+250) 788 \*\*\* \*\*

info@e-bid.orionsys.io

**5** Click "Forgot password?"

## Away.

Login here and access more on e-bid

Email address

Password

☐ Remember my password

[Forgot password?](#)

**Log in**

Don't have an account? [Sign up](#)

**6** Click this email field, type your email address again

## Forgot password?

Enter your email to receive OTP on email to change password.

Email

 **Continue**

[Cancel](#)

**7** Click "Continue"

Forgot password?

Enter your email to receive OTP on email to change password.

Email

muhirevickyson@gmail.com

Continue

Cancel

Get E-bid Creating

keep track of by signing

**8** Click the "Enter OTP" field.

e-Bid

Back Home

Verify Your Email

Enter OTP sent to muhirevickyson@gmail.com

Enter OTP

Continue

Resend

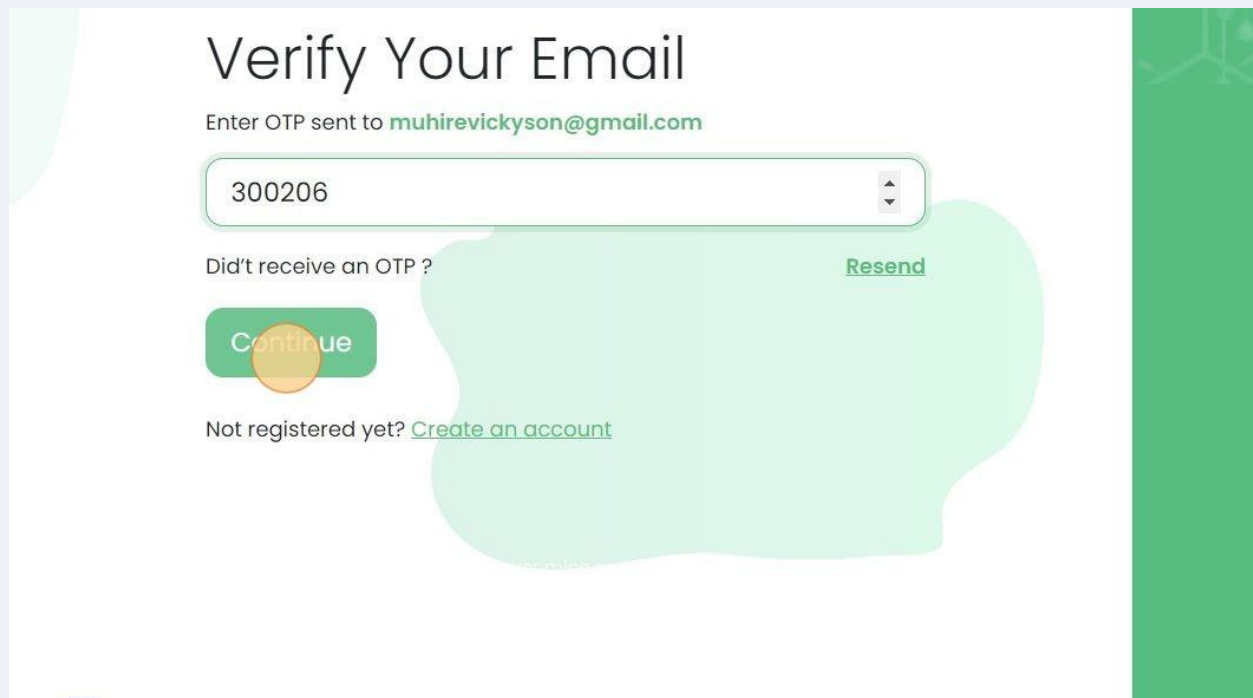
Did't receive an OTP ?

Not registered yet? Create an account

Get E-bid Creating

keep track of by signing

**9** Click "Continue"



The screenshot shows a 'Verify Your Email' page. At the top, it says 'Enter OTP sent to [muhirevickyson@gmail.com](mailto:muhirevickyson@gmail.com)'. Below this is a text input field containing '300206'. To the left of the input field is a green button with a yellow circle and the text 'Continue'. To the right of the input field is a green link 'Resend'. Below the input field, it says 'Did't receive an OTP ?'. At the bottom, it says 'Not registered yet? [Create an account](#)'. The page has a green header bar on the right and a green footer bar at the bottom.

Verify Your Email

Enter OTP sent to [muhirevickyson@gmail.com](mailto:muhirevickyson@gmail.com)

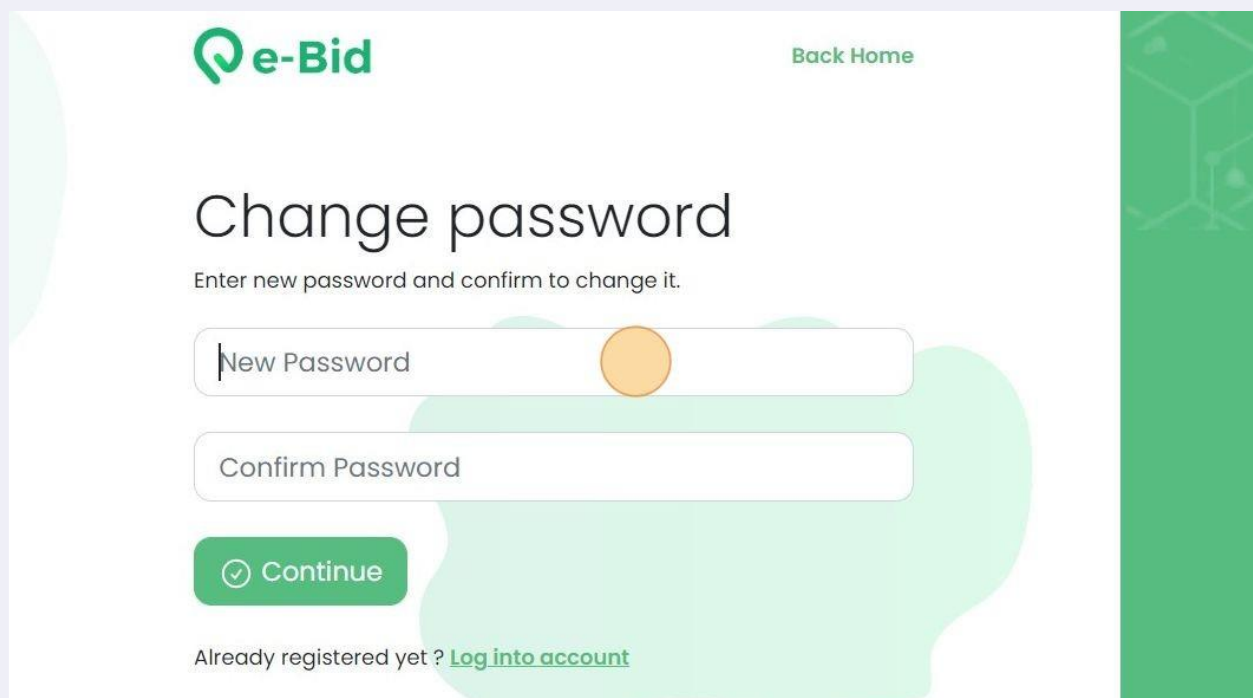
300206

Did't receive an OTP ? [Resend](#)

[Continue](#)

Not registered yet? [Create an account](#)

**10** Click the "New Password" field, Fill in the new password



The screenshot shows a 'Change password' page. At the top left is the 'e-Bid' logo. At the top right is a green link 'Back Home'. Below the logo, it says 'Change password'. Underneath, it says 'Enter new password and confirm to change it.'. There are two text input fields: 'New Password' and 'Confirm Password'. Below the 'New Password' field is a green button with a yellow circle and the text 'Continue'. At the bottom, it says 'Already registered yet ? [Log into account](#)'. The page has a green header bar on the right and a green footer bar at the bottom.

e-Bid [Back Home](#)

Change password

Enter new password and confirm to change it.

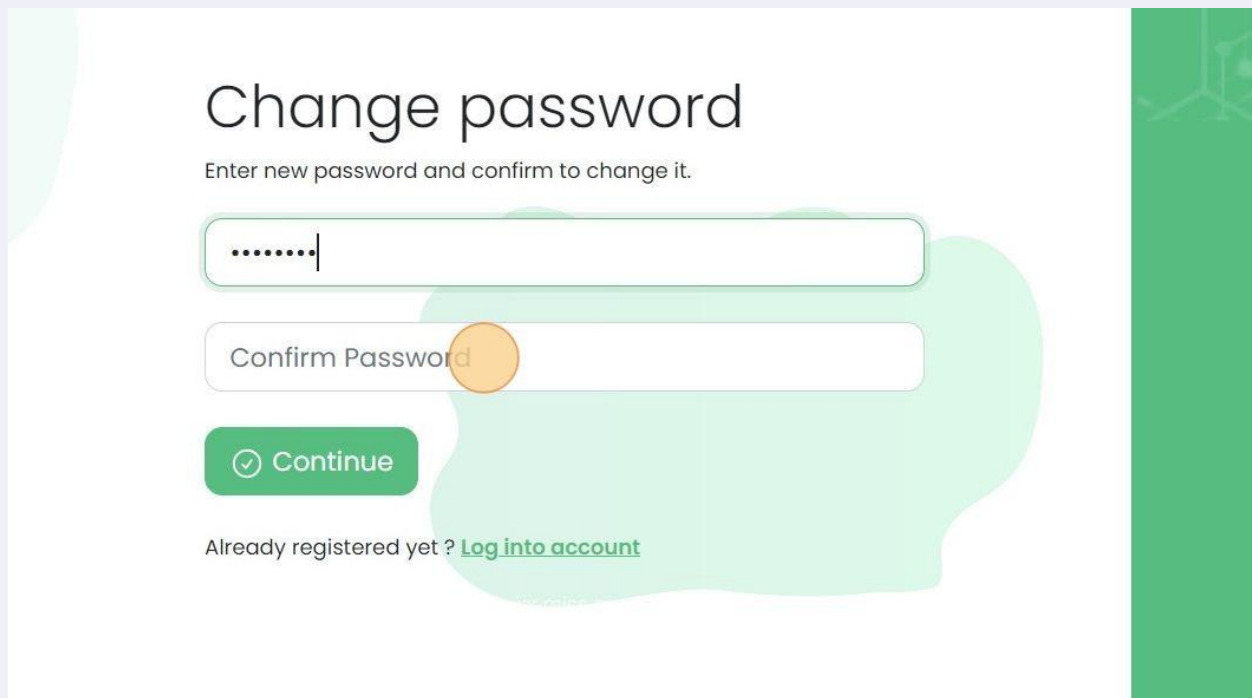
New Password

Confirm Password

[Continue](#)

Already registered yet ? [Log into account](#)

- 11** Click the "Confirm Password" field, confirm the entered password



**Change password**

Enter new password and confirm to change it.

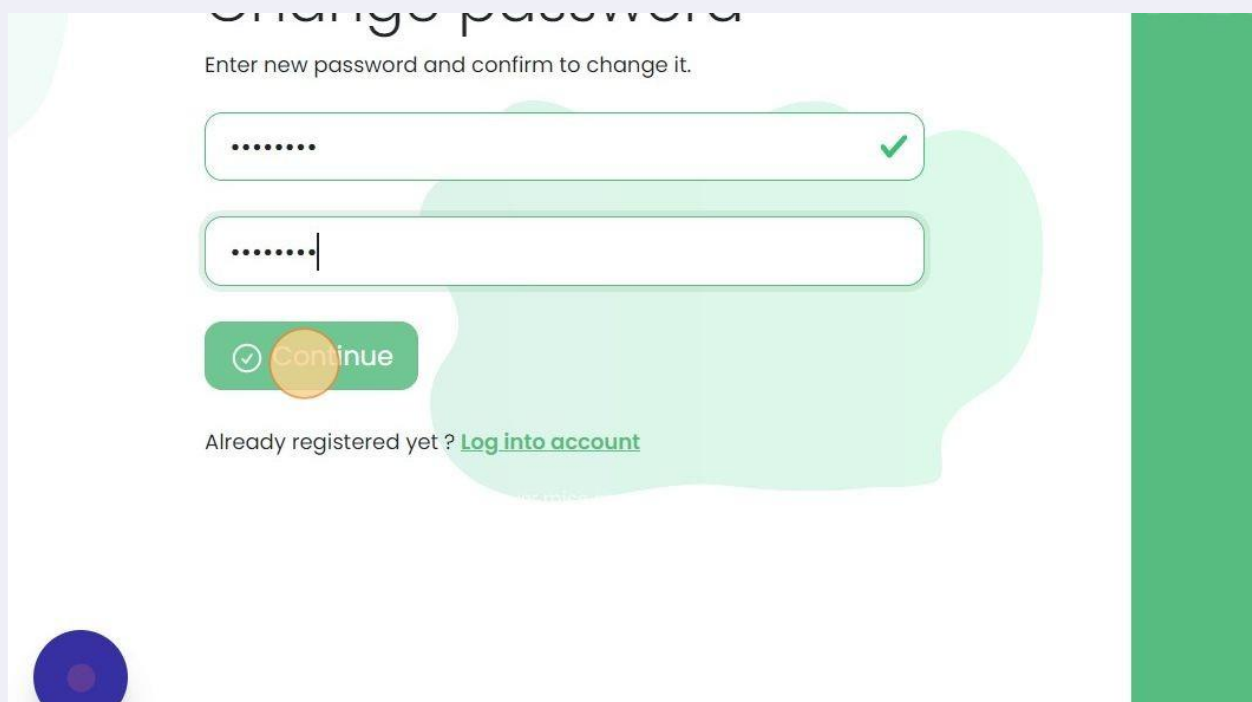
.....|

Confirm Password

Continue

Already registered yet ? [Log into account](#)

- 12** Click "Continue"



**Change password**

Enter new password and confirm to change it.

..... ✓

.....|

Continue

Already registered yet ? [Log into account](#)

**13** Now, log in with email, and the new password

## Bidding one click Away.

Login here and access more on e-bid

Password Changed Successfully, please login to continue.

Email address

Password

☐ Remember my password

[Forgot password?](#)

**Log in**

Don't have an account? [Sign up](#)

**14** Click the "Password" field, and fill in the password

Login here and access more on e-bid

Password Changed Successfully, please login to continue.

Email address

Password

☐ Remember my password

[Forgot password?](#)

**Log in**

Don't have an account? [Sign up](#)

**15** Click "Log in"

Password Changed Successfully, please login to continue.

Email address

muhirevickyson@gmail.com

Password


.....


☐ Remember my password

Forgot password?

Log in

Don't have an account? [Sign up](#)

 (+250) 788 \*\*\* \*\*

 [info@e-bid.orionsys.io](mailto:info@e-bid.orionsys.io)